

Warewashing Undercounter, pressure boiler, single skin, drain pump, detergent and rinse aid dispensers,540d/h-UK

ITEM # _____

MODEL # _____

NAME # _____

SIS # _____

AIA # _____



400226 (ZL1G)

Undercounter Dishwasher with pressure boiler, single skin, built-in drain pump, detergent and rinse aid dispensers, 1 phase, 540d/h - UK

Short Form Specification

Item No.

Unit shall be Undercounter glasswasher type hot water rinsing using rack dimension of 500*500mm. Electrical characteristics to be 230 volts single phase 50Hz operation. Washing performance is ensure by a powerful wash pump, large capacity wash tank, upper and lower revolving spray arms. Soft start wash pump to avoid accidental breakage of crystal wares. Rinse temperature and pressure guaranteed by built in pressure boiler. Uses 3 liters of clean water per final rinse. Two automatic cycles for different types of wares. Double skin insulated door. 304 AISI stainless steel construction to include door, external panels, frame and wash tank. Electronic control with temperature display. Automatic self-cleaning cycle. The unit shall include drain pump, detergent and rinse aid dispenser pumps and is equipped with electric cable.

Main Features

- Built-in pressure boiler sized to raise incoming 50 °C water to guarantee a minimum rinsing temperature of 82 °C for sanitizing rinse. No external booster is required.
- Incorporated Soft Start feature to offer additional protection to more delicate items.
- Washing system endowed with rotating washing arms, high powered wash pump and large capacity boiler for professional washing.
- 4 second (variable) pause after washing and before rinsing ensures that no drops of unclean water will fall on the clean items at the end of the rinsing cycle.
- Fully automatic self-cleaning cycle avoids the risk of bacteria proliferation.
- Simple control panel with digital display allows on-site personalization of washing and rinsing cycle times and temperatures as well as precise rinse aid and detergent quantities to suit customer's needs.
- Simple service from the front.
- IPx4 water protection.
- An effective rinse system uses only 3 liters of clean hot water per basket for lower running costs.
- Digital read-out keeps operator informed as to temperatures.
- State-of-the-art electronic controls with built-in programming, self-diagnostics for serviceability and automatic interior self-cleaning cycle.
- Unique temperature interlock guarantees required temperatures in both the wash and final rinse in case of emergency cold water feeding.
- Washing capacity of 30 baskets or 540 dishes per hour.
- Constant temperature of 84 °C throughout the rinsing cycle regardless of the network's water pressure and temperature.
- Built-in rinse aid and detergent dispenser with automatic initial and continuous cycle loading for perfect result while minimizing service and maintenance needs.

Construction

- Unit to feature smooth surfaces to facilitate cleaning.
- Element protection from dry fire and low water.
- Interchangeable wash/rinse arms screw out for simple clean up.
- The boiler drain facilitates the evacuation of stagnant water after long periods of inactivity to ensure a higher level of hygiene.
- Double skin insulated door to reduce heat dispersion.
- Front and side panels, door and wash tank made in heavy duty anti-corrosive AISI 304 stainless steel.
- 304 stainless steel boiler with higher welding protection to increase resistance to corrosion.
- PVC water supply hose with metal connections resistant to high water pressure.
- Completely closed on the back by a cover plate.
- Large wash tank with round corners and no pipes to avoid dirt built-up.
- Single phase electrical connection.
- Incorporated drain pump to control water level in wash tank draining.

Sustainability

APPROVAL: _____



**Warewashing
Undercounter, pressure boiler, single
skin, drain pump, detergent and rinse aid
dispensers,540d/h-UK**

- Pre-arrangement for HACCP system implementation and Energy Management device.
- Unit to feature drain pump, rinse aid and detergent dispenser pumps.



**Warewashing
Undercounter, pressure boiler, single skin, drain pump, detergent and
rinse aid dispensers.540d/h-UK**
The company reserves the right to make modifications to the products
without prior notice. All information correct at time of printing.

2024.06.09

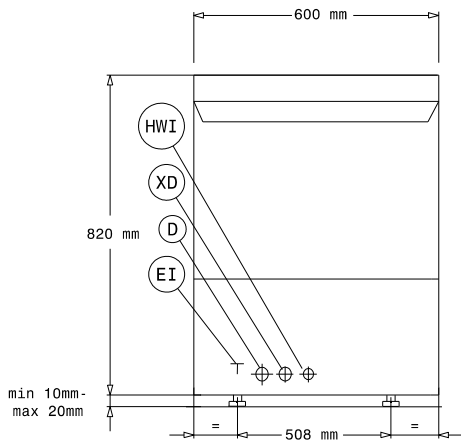
Included Accessories

- 1 of Yellow cutlery container PNC 864242
- 1 of Basket for cups and coffee cups (24-48 pcs) - blue PNC 867007

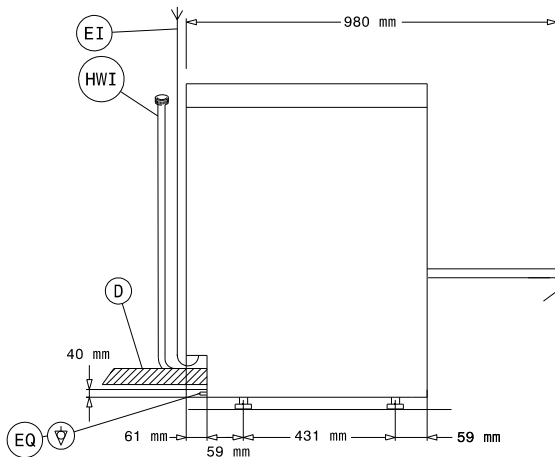
Optional Accessories

- External manual water softener - 12 lt PNC 860412
- External automatic water softener - 8 lt PNC 860413
- Stand for undercounter dishwasher PNC 860418
- External manual water softener - 20 lt PNC 860430
- External detergent level probe kit PNC 864004
- External rinse aid level probe kit PNC 864005
- Kit 4 flanged feet for undecounter dishwashers PNC 864009
- Stainless steel inlet hose kit PNC 864016
- Filter for partial demineralization PNC 864017
- Kit to measure total/partial water hardness PNC 864050
- Rinse booster pump kit for single tank pressure dishwasher PNC 864051
- Stainless steel tank filter for single skin undercounter PNC 864222
- Yellow cutlery container PNC 864242
- Filter for total demineralization PNC 864367
- Pressure reducer for single tank dishwasher PNC 864461
- Connectivity kit for Undercounter, Utensil and Pot&Pan Washers (ECAP) PNC 864479
- Half size basket universal PNC 864527
- Half size basket for plates PNC 864528
- Half size basket for glasses PNC 864529
- Set of 4 yellow cutlery containers PNC 865574
- Basket for 18 dinner plates or 27 side plates (max. diam. 240 mm) PNC 867002
- Basket for cups and coffee cups (24-48 pcs) - blue PNC 867007
- Cover grid for small/light items in rack PNC 867016
- Basket for 16 glasses max. height: 70 mm - blue PNC 867023

Front

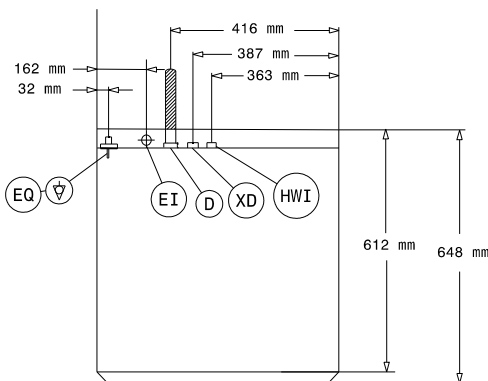


Side



- D** = Drain
- EI** = Electrical inlet (power)
- EO** = Electrical Outlet
- HWI** = Hot water inlet
- XD** = Detergent connection
- XR** = Rinse aid connection

Top



Electric

Supply voltage:	
400226 (ZL1G)	230 V/1 ph/50 Hz
Default Installed Power:	2.85 kW
Boiler heating elements:	1,5 kW
Tank heating elements:	2 kW
Wash pump size:	0.736 kW

Water:

Pressure, bar min/max:	2-3 bar
Drain line size:	20.5mm
Inlet Water supply pressure:	29 - 44 psi (2 - 3 bar)
Washing tank capacity (lt):	33
Boiler Capacity (lt):	5,8

Key Information:

Baskets per hour*:	30
Dishes per hour:	540
Working cycles time (sec.):	120/180
Wash temperature:	55-65°C
Cell dimensions - width:	500 mm
Cell dimensions - depth:	500 mm
Cell dimensions - height:	330 mm
Rinse temperature:	80-90 °C
External dimensions, Width:	600 mm
External dimensions, Depth:	648 mm
External dimensions, Height:	820 mm
Packaging size (WxDxH):	600x610x820 mm

Sustainability

Water supply temperature*:	50 °C
Water consumption per cycle (lt):	3
Noise level:	<70 dBA